

An aerial photograph of the North Aegean Sea, showing a vast expanse of blue water with subtle ripples and varying shades of blue, from light turquoise to deep navy. The perspective is from a high angle, looking down at the water's surface.

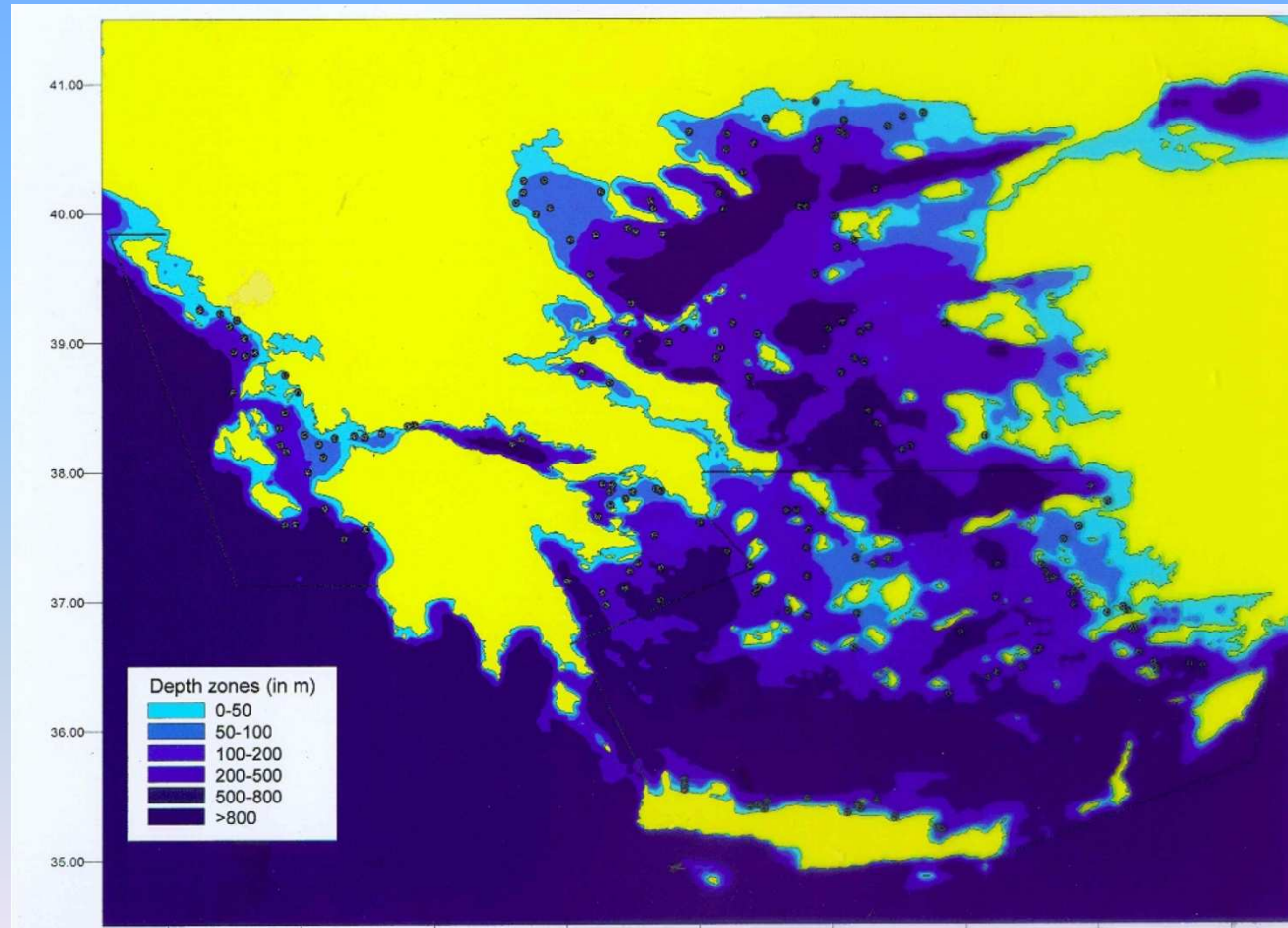
# **Analysis of discarded quantities in North Aegean Sea**

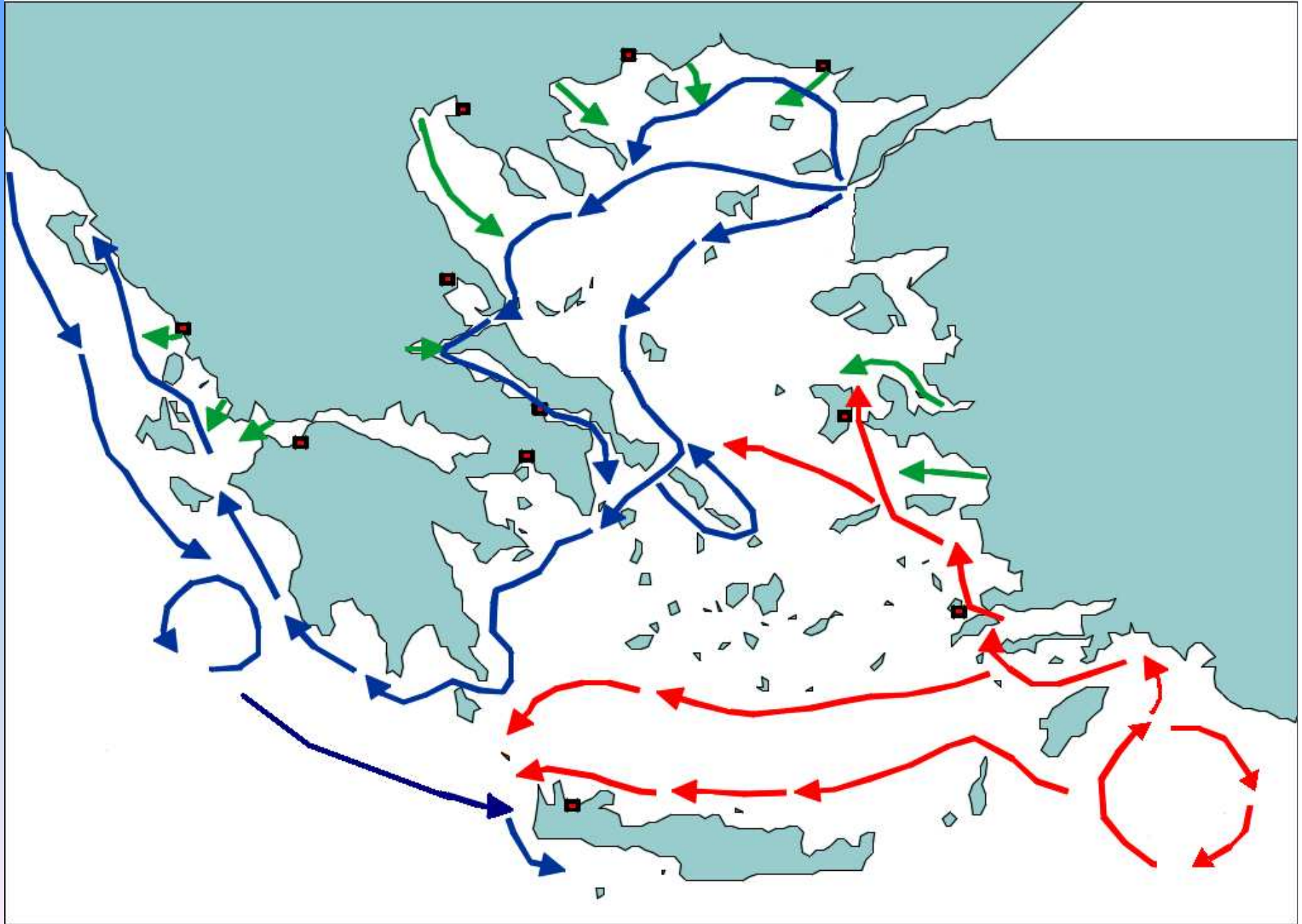
**Dr. Argyris Kallianiotis**  
**Fisheries Research Institute**  
**Kavala Greece**

# Data collection

- **Data from National and European Projects from 1995-2008**
- **Data from three main fleet categories, Purse seines, bottom trawling and small scale coastal fisheries.**
- **Covering four seasons**
- **Mainly from North Aegean Sea**


# North Aegean Sea












# Main discarded quantities






- More than 100 species are discarded
- The most abundant are species without any market value as *S. hepatus* and *C. rubescens*. Some commercial species with low market value could be discarded like *Illex* spp., small *P. longirostris* and small *Trachurus* spp.
- These quantities in some cases could be high but for most of the species are 1-10 kg/h








# Bottom trawling

Species	Boat category	Rdisc/catch	Rdisc/market	
B. boops	12-24 m	12.9%	13.4%	
	24-40 m	1.4	4.9	
Lophius spp.	12-24 m	10.9	13.1	
	24-40 m	9.5	9.5	
M. barbatus	12-24 m	4.1	4.2	
	24-40 m	0.8	0.8	
M. surmuletus	12-24 m	6.9	6.9	
	24-40 m	3.4	3.4	
M. merluccius	12-24 m	0.5	0.5	
	24-40 m	0.4	0.4	
P.longirostris	12-24 m	0.5	0.6	
	24-40 m	0.5	0.5	
S. pilchardus	12-24 m	9.0	23.0	
	24-40 m	0.6	8.4	

# Purse seines

Species	Boat category	Rdisc/catch	Rdisc/market	
B. boops	12-24 m	9.1	10.2	
	24-40 m	5.9	7.8	
E. encrasicolus	12-24 m	14.9	14.9	
	24-40 m	22.6	22.6	
S.pilchardus	12-24 m	7.1	7.2	
	24-40 m	13.3	14.9	
S.smaris	12-24 m	S. sample	S.landings	
	24-40 m			
Trachurus spp	12-24 m	4.9	12.6	
	24-40 m	0.8	12.4	

# Small scale coastal fisheries

Species	Boat category	Rdisc/catch	Rdisc/market	
L.budegassa	<12 m 12-24 m	S.sample 26.8	S.landings 24.1	
M.barbatus	<12 m 12-24 m	S.sample 15.2	S.landings 19.6	
M.surmuletus	<12 m 12-24 m	S.sample 5.7	S.landings 6.5	
S.officinalis	<12 m 12-24 m	S.sample 31.5	S.landings 31.5	
T.lucerna	<12 m 12-24 m	25.3 9.5	29.1 9.5	



# Conclusions

- **There is a strong seasonality in the discarded quantities. Higher quantities close to recruitment season, depending on the species**
- **Different areas shown different characteristics**
- **Market conditions are the driving force for undersized commercial discarded species**
- **For smaller boats independently of category, is the available storage place, which determine the discarded quantities**